



Signs, Tools, & Equipment Supply Request 2022



Please send supply requests to Volunteer Program Manager Nic Loiseau (nicole_loiseau@nps.gov). She will respond by email acknowledging receipt of your request. Please allow 4-6 weeks for delivery. Although some deliveries may take longer due to availability of the requested item(s).

If you anticipate submitting a large order (i.e. multiple more expensive tools and supplies), please contact Nic at least two months in advance of when items are needed. We will do our best to fulfill large orders, but we have to balance needs across the full length of the Trail. You may be asked to prioritize your needs.






PLEASE notify Nic when you receive your order so that she can complete payment to the vendor.



Requested by: Name _____
 Chapter/Affiliate _____
 Address _____
 City _____ State _____ Zip _____
 Phone _____
 Email _____

Please provide a physical address deliverable by UPS/FedEx as well as USPS.

Official Emblems, and Related Items - for Certified Segments Only








****Refer to [chapter 6 of the North Country Trail Handbook](#) for sign standards.****

	Item	Quantity Desired	Item Description or Instructions
	3.5" Emblem (Aluminum Sign)		Use to mark the trail at intersections, on kiosks, structures or other signs, and as occasional confidence markers along the trail.
	9" Emblem (Aluminum Sign)		Use to mark the trail at major road crossings and at trailheads.
	24" Emblem (Aluminum Sign)		Limited use to mark the trail at posted road crossings (with DOT permission) or large trailheads. These signs are intended to be used for visibility along high-speed roads.
	NCT Emblem Decal		Place at top of Carsonite posts.
	FLT/NCT Combo Decal		Place at top of Carsonite posts.



	BT/NCT Combo Decal		
	End of Certified Segment Decal		





















Blazes – Painted blazes are always the preferred blazing technique. Where suitable trees are not available, adhesive blazes on composite posts are acceptable. Nailing blazes on trees is a last resort.




Refer to [chapter 6 of the North Country Trail Handbook](#) for blazing standards.

	Item	Quantity Desired	Item Description or Instructions
	Urban Identity Strip Blaze		Limited use on paved trails/sidewalks through communities. Typically used with urban sign mounting plate.
	Adhesive Blaze (Blue)		For use on Carsonite posts.
	Adhesive Blaze (White)		For use on Carsonite posts.
	Plastic Blaze (Blue)-Nail Up		Limited use in situations where the land manager does not want paint, adhesive decals, or 3.5" signs to identify the Trail.
	Plastic Blaze (White)-Nail Up		Limited use in situations where the land manager does not want paint, adhesive decals, or 3.5" signs to identify the Trail.
	Nelson Boundary Paint (Blue)		Standard blazing method. Shipping one gallon of paint is costly; Try ordering two gallons minimum.
	Nelson Boundary Paint (White)		Standing blazing method for marking side or loop trails. Shipping one gallon of paint is costly; Try ordering two gallons minimum.









Posts, Regulatory Strips, Temporary Connector Signs, Decals for All Segments

	Item	Quantity Desired	Item Description or Instructions
	Carsonite Posts		Minimum order is 10. Identify if you would like posts with anchored barbs or without.
	Carsonite Post Driver		

	Carsonite Post Starter		Makes pilot hole in rocky ground.
	8-State Strip Decal (Foot travel only)		Preferred regulatory decal.
	8-State Strip Decal (Non-motorized use only)		Use where landowner/manager insists on shared use.
	No ATVs Decal 6 per sheet		Use ONLY when there's a significant, ongoing problem. Specify number of sheets or singles.
	No Snowmobiles Decal 6 per sheet		Use ONLY when there's a significant, ongoing problem. Specify number of sheets or singles.
	No Bikes Decal 6 per sheet		Use ONLY when there's a significant, ongoing problem. Specify number of sheets or singles.
	No Horses Decal 6 per sheet		Use ONLY when there's a significant, ongoing problem. Specify number of sheets or singles.
	No Camping Decal 6 per sheet		Use ONLY when there's a significant, ongoing problem. Specify number of sheets or singles.
	Hiker Decal 6 per sheet		Specify number of sheets or singles.
	Bike Decal 6 per sheet		Specify number of sheets or singles.
	Horse Decal 6 per sheet		Specify number of sheets or singles.
	Water Decal 6 per sheet		Specify number of sheets or singles.
	Camping Decal 6 per sheet		Specify number of sheets or singles.
	Shelter Decal 6 per sheet		Specify number of sheets or singles.
	Bathroom Decal 6 per sheet		Specify number of sheets or singles.
	Parking Decal 6 per sheet		Specify number of sheets or singles.
	Directional Arrow Decal 1 6 per sheet		Specify number of sheets or singles.
	Directional Arrow Decal 2 6 per sheet		Specify number of sheets or singles.
	Private Property Rules Strip Decal		Use where trail enters private property. Adheres to Carsonite posts.
	Private Property Rules Sign (8"x7")		Use where trail enters private property. This is a larger sign.





	“Private Property Behind This Sign” Strip Decal		Black text on yellow background. Use along edge of property line.
	Urban Sign Mounting Plate Aluminum (14"x4")		Limited use on paved trails/sidewalks through communities.
	Urban Sign Mounting Bracket		Two needed for each urban mounting plate.

Personal Protective Equipment (PPE) – Standard

	Item	Quantity Desired	Item Description or Instructions
	Hard hat		
	Safety Glasses		
	Ear Plugs		
	Safety Vest		
	Leather Work Gloves		Identify needed size and quantity. Small, medium, large, and x-large gloves are available.
	Loggers First Aid Kit		Contains supplies adequate for small logging work sites consisting of approximately two or three people.
	Crew First Aid Kit		Contains supplies adequate for workdays consisting of up to 25 people.
	Bleeding Control Kit		





Personal Protective Equipment (PPE) – For Chainsaw Operators

Note: Chainsaw training class participants will be provided equipment as part of their class.












	Item	Quantity Desired	Item Description or Instructions
	Logger's Hardhat		NOTE: Face shield does NOT meet standard for eye protection, must use with safety glasses.
	Chainsaw Chaps (32")		Measured from the belt to 2" below the top of the boot.
	Chainsaw Chaps (36")		Measured from the belt to 2" below the top of the boot.
	Chainsaw Chaps (40")		Measured from the belt to 2" below the top of the boot.

Hand Tools – All tools are special ordered by the NPS and shipped from the vendor directly to the chapter or affiliate representative. If you need a specialized tool, email Nic and explain what you need. *Allow extra time for shipping tools.*





Trail Layout

	Item	Quantity Desired	Item Description or Instructions
	Flagging Tape		Specify color and the number of rolls. <i>Glo-pink is the preferred color.</i>
	Pin Flags		21" tall with "Trail" printed on them. 100/bundle. Enter number of bundles.
	Clinometer		
	Smart Tool Level		




Construction Tools

	Pulaski Tool		
	Cutter Mattock		
	Pick Mattock		
	McLeod Tool		
	Fire Rake		
	Shovel		
	Hazel Hoe		
	Peavey		
	Digging bar		
	Draw Shave		
	Wood Gauge Bark Spud		
	Curved Blade Bark Scraper		

Maintenance Tools

	Item	Quantity Desired	Item Description or Instructions
	Bow Saw		
	Pruning Saw and Scabbard		
	Pole Saw/pruner		
	Limb Loppers		

Other Items

	Item	Quantity Desired	Item Description or Instructions
	NPS Brochures		500/box.
	SCA Trail Design Handbook		One per chapter.
	Dead-end Segment Signs 12"x18"(Aluminum) - Set of 2		Can be used in rare cases where long-term dead-end segment of trail exists. Rental - please return when finished.

Other – Use box below to describe items and quantities of any items not listed above. Please include vendor information and item number.